

**LUNENBURG COUNTY BOARD OF SUPERVISORS
160 COURTHOUSE SQUARE
LUNENBURG COURTS BUILDING, LUNENBURG, VIRGINIA**

February 13, 2020 Meeting

6:00PM

1. Call to Order
2. Invocation/Pledge of Allegiance: Supervisor Slayton
3. Requests for Additions to the Agenda
4. Conflict of Interest Statements & Organizational Matters
5. Consent Agenda:
 - A) Minutes of the January 9, 2020 Meeting
 - B) Warrants for Approval January 2020
 - C) Treasurer's Reports December 2019

Public Hearing

6. VDOT - Road Abandonment Public Hearing - partial abandonment (0.1miles) of Route 745 Zach Road and (0.6miles) of Route 732 Bailey Road
7. Monthly Reports
 - A) VA Department of Transportation
 - B) Lunenburg County School Board
8. County Offices and Departments
9. Nominations and Appointments
 - A) Crossroads Community Services Board - Abigail Barnes
 - B) Piedmont Senior Resources
10. Commonwealth Regional Council - Surplus Credit Contribution
11. Planning and Economic Development Update
12. Administrator's Update
13. County Attorney Update
14. Closed Session Items (if necessary)
15. Other Business (per Board approval)
16. Adjournment

It is the intention of the Lunenburg County Board of Supervisors to comply with the Americans with Disabilities Act. Should you need special accommodations, please contact the County Administrator's Office at 434-696-2142 prior to the meeting date.

-- Tracy M. Gee, County Administrator

Consent Agenda:

- A) Minutes of the January 9, 2020 Meeting
- B) Warrants for Approval January 2020
- C) Treasurer's Reports December 2019

LUNENBURG COUNTY BOARD OF SUPERVISORS
GENERAL DISTRICT COURTROOM
LUNENBURG COURTS BUILDING
LUNENBURG, VIRGINIA

DRAFT

Minutes of January 9, 2020 Meeting

The annual reorganizational meeting of the Lunenburg County Board of Supervisors was held on Thursday, January 9, 2020 at 6:00 pm in the General District Courtroom, Lunenburg Courts Building, Lunenburg, Virginia. The following members were present: Supervisors T. Wayne Hoover, Alvester Edmonds, Charles R. Slayton, Frank W. Bacon, Mike Hankins, Robert Zava, Edward Pennington, County Administrator Tracy M. Gee, Deputy County Administrator Nicole Clark, and County Attorney Frank Rennie.

County Administrator Gee called the reorganizational meeting to order.

Circuit Court Clerk Gordon Erby administered the oath of office to re-elected Supervisors J. Mike Hankins, Edward Pennington, Alvester Edmonds, and Charles R. Slayton.

Administrator Gee asked for nominations for the position of Chairman.

Supervisor Edmonds nominated Charles R. Slayton; Supervisor Hoover seconded the motion. Supervisor Bacon moved that nominations be closed with Supervisor Edmonds making the second, and all present in favor. On a roll call vote, Supervisor Slayton was unanimously re-elected to the position of Chairman. Administrator Gee presented Chairman Slayton with the gavel.

Chairman Slayton asked for nominations for the position of Vice-Chairman.

Supervisor Hankins nominated Frank W. Bacon for Vice-Chairman; Supervisor Pennington seconded the motion. Supervisor Pennington moved that nominations be closed with Supervisor Edmonds making the second, and all present in favor. On a roll call vote, Supervisor Bacon was unanimously re-elected to the position of Vice-Chairman.

Supervisor Hoover made motion, seconded by Supervisor Pennington and unanimously approved, to adopt the 2020 Invocation and Meeting Schedule and 2020 Holiday Calendar.

Supervisor Bacon made motion, seconded by Supervisor Hankins and unanimously approved, to adopt Robert's Rules of Order.

Chairman Slayton called the regular meeting of the Board of Supervisors to order.

Supervisor Bacon led the Pledge of Allegiance and gave the invocation.

Chairman Slayton requested additions to the agenda from the Board and the public. Supervisor Edmonds requested that a nomination for the Crossroads Community Services Board be added as 12B. County Attorney Rennie requested that a resolution regarding the Conditional Use Permit for Container First Services be added as 12C.

Chairman Slayton explained that several Board Members had reached a milestone on their years of service serving on the Board of Supervisors. Supervisors T. Wayne Hoover and Bobby Zava were

recognized for 10 years of service. Supervisor Frank Bacon was presented with plaque for 30 years of service.

Supervisor Bacon made motion, seconded by Supervisor Hankins and unanimously approved, to accept the Consent Agenda to include the minutes of the December 12, 2019 meeting, the Treasurer's November 2019 reports and the following Warrants for Approval:

December 2019:

Payroll Direct Deposit:	\$ 133,214.30
Payroll Taxes Federal:	\$ 41,912.79
Payroll Taxes State:	\$ 7,600.74
Payroll VRS payment:	\$ 28,223.46
Payroll ICMA-RC payment:	\$ 352.86
Payroll Health Savings Deposits:	\$ 5,926.42
<i>Debt Service wire payments:</i>	\$ 50,757.49
Accounts Payable: #58529-58655	\$ <u>241,423.02</u>
Total:	\$ 509,411.08

Mr. Kevin Smith provided the monthly VDOT report. He noted that they had been repairing low shoulders and pot holes on various routes. Also, crews had been preparing for the snow season and were ready if it snows. He reminded the Board of the scheduled public hearing at the February Board meeting for the abandonment of portions of Bailey Road and Zach Road.

Mr. Charles Berkley, School Superintendent, provided the monthly school report. He advised that he and the School Board continue to work on the FY20-21 budget. They plan to provide their request to the Board of Supervisors on March 31st for review and consideration. Mr. James Abernathy, Assistant Superintendent, provided the financial report. He advised that they have a considerable increase in special needs students. The current count is 234, up from 187 last year. He noted that services required for these students are more costly than others and can vary by special education student due to their specific needs. They also need to hire additional special needs teachers and staff for the increase in students. Mr. Abernathy stated that this was an example of one unexpected increase in their expenses. He added that other increases in their upcoming budget request would be explained as their budget request is presented to the Board.

Mr. Abernathy indicated that they recently replaced a HVAC unit at the Lunenburg Middle School for \$12,495. Mr. Abernathy then advised that 2 of the twenty-one (21) year old HVAC systems on the roof top of the gym at Central High School have now failed. Mr. Abernathy shared that the bid to replace both systems, which will require the use of a crane, is \$22,221. He added that they need to move forward with replacement as soon as possible as there is no heat in the locker rooms and the heat in the gym is not up to par. The company who provided the quote can install the new units within ten days to two weeks. He requested permission to use capital funds in the amount of \$22,221 for the purchase and installation of two HVAC units at Central High School.

Supervisor Hoover made a motion, seconded by Supervisor Pennington and unanimously approved, to allow the use of capital funds to pay for the two roof top HVAC systems at Central High School in the amount of \$22,221, with the final invoice to be forwarded to the County Administration Office for payment.

Supervisor Zava questioned how many students they are budgeting for in the upcoming 2020-21 fiscal year. Mr. Abernathy explained that the state has told them to base their budget on 1467 students. Current enrollment is 1522.

Administrator Gee shared two proposed resolutions from Virginia Association of Counties. One resolution is in support of legislation to improve the process for review of legislation with local fiscal impact. The second resolution is in support for equal taxing authority for Virginia Counties. VACo is requesting support from the localities of the two proposed resolutions.

BOARD OF SUPERVISORS
 Charles R. Slayton, CHAIRMAN
 Election District 4
 Frank W. Bacon, VICE-CHAIRMAN
 Election District 3
 T. Wayne Hoover
 Election District 1
 Mike Hendrix
 Election District 2
 Edward Pennington
 Election District 5
 Alexander L. Edmonds
 Election District 6
 Robert G. Zava
 Election District 7



Lunenburg County Administration
 11413 Courthouse Road
 Lunenburg, VA 22862

Tracy M. Gee
 County Administrator

Telephone: (434) 696-2142
 Facsimile: (434) 696-1796

BOARD OF SUPERVISORS
 Charles R. Slayton, CHAIRMAN
 Election District 4
 Frank W. Bacon, VICE-CHAIRMAN
 Election District 3
 T. Wayne Hoover
 Election District 1
 Mike Hendrix
 Election District 2
 Edward Pennington
 Election District 5
 Alexander L. Edmonds
 Election District 6
 Robert G. Zava
 Election District 7



Lunenburg County Administration
 11413 Courthouse Road
 Lunenburg, VA 22862

Tracy M. Gee
 County Administrator

Telephone: (434) 696-2142
 Facsimile: (434) 696-1796

Resolution of the Lunenburg County Board of Supervisors
 Support for Equal Taxing Authority for Virginia Counties

Resolution in Support of Legislation to Improve the Process for
 Review of Legislation with Local Fiscal Impact

WHEREAS, each year the General Assembly considers thousands of pieces of legislation, many of which have a significant impact on local governments; and

WHEREAS, in recognition of the need for localities to have an opportunity to review and analyze legislation that may require additional expenditures of local funds or reduce local revenues, Virginia Code sets out a process for the Commission on Local Government to develop local fiscal impact statements for such bills, with the assistance of local volunteers; and

WHEREAS, under the current process, the large volume of bills and the rapid pace of the legislative session limit the time that is available for the review of bills with implications for local government finances; and

WHEREAS, the local volunteers who assist with the fiscal impact review process take on this responsibility in addition to their regular duties, often during the same time as local budgets are being finalized; and

WHEREAS, prior to 2010, legislation that had a local fiscal impact was required to be introduced by the first day of the General Assembly session, which allowed some additional time for the legislation to be reviewed by the Commission on Local Government and local staff, but this requirement was eliminated in the 2010 session, compressing the opportunity for review of legislation in subsequent General Assembly sessions; and

WHEREAS, additional time to review legislation would allow for a more thorough understanding of the potential ramifications of bills affecting local finances; and

WHEREAS, a robust analysis of legislation affecting local governments benefits policymakers, as localities work in partnership with the state to deliver critical services to Virginia residents;

Now, therefore, be it resolved that the Board of Supervisors of Lunenburg County expresses its support for legislation that would provide additional time for review and analysis of legislation with a fiscal impact on localities, as well as direct further consideration of additional ways to improve the review process.

Approved this 9th day of January, 2020.

APPROVED

ATTEST

 Chairman, Board of Supervisors

 Clerk, Board of Supervisors

WHEREAS, under the Code of Virginia county governments have less authority to raise revenues to meet their responsibilities than do cities and towns; and
 WHEREAS, limitations on counties' ability to raise revenues from diverse sources result in an over-reliance on real property taxes to fund basic services of local government; and

WHEREAS, counties are limited in their ability to raise revenues from meals, cigarette, transient occupancy, and admissions taxes that are available to cities and towns; and

WHEREAS, providing counties equal taxing authority merely provides local boards of supervisors the ability to levy the same taxes that may already be imposed by city councils; and

WHEREAS, county governments have the same responsibility as cities for the funding of and meeting state requirements for core services, such as K-12 education, public safety, social services, and public health; and

WHEREAS, relying too heavily on one source of revenue leaves counties vulnerable to downturns in the real estate market and population shifts; and

WHEREAS, additional tools to raise revenues would allow counties options to invest the necessary additional funds to respond to modern-day challenges, such as enhancing election cybersecurity; providing mental health treatment in jails; addressing substance abuse; maintaining vital infrastructure, such as water and sewer systems; and implementing Next-Generation 911 technology; and

WHEREAS, state-enabling legislation is required to provide counties with this additional taxing authority; and

WHEREAS, each locality is best positioned to determine the appropriate mix of revenue sources to meet local needs;

Now Therefore, the Board of Supervisors of Lunenburg County does hereby resolve and express its support and desire for the Virginia General Assembly to enact such legislation as is necessary to authorize Virginia counties to exercise additional taxing authority equal to that of cities and towns.

Approved this 9th day of January, 2020

APPROVED

ATTEST

 Chairman, Board of Supervisors

 Clerk, Board of Supervisors

Supervisor Bacon made a motion, seconded by Supervisor Pennington and unanimously approved, to adopt the above resolutions recommended by VACo regarding support of legislation to improve the process for review of legislation with local fiscal impact and support for equal taxing authority for Virginia counties.

County Attorney Rennie shared a resolution regarding the modifications to the Conditional Use Permit and Host Agreement approved at last month's meeting for Container First Services/Meridian Waste. He requested approval of the resolution by the Board to make them a permanent record of the minutes.

Supervisor Hoover made a motion, seconded by Supervisor Edmonds and unanimously approved, to approve the below resolution regarding the modifications to the Conditional Use Permit and Host Agreement approved for Container First Services/Meridian Waste.

RESOLUTION OF LUNENBURG COUNTY
BOARD OF SUPERVISORS

WHEREAS, in 2013 Lunenburg County ("the County") sold the County landfill to RWG5, LLC; and

WHEREAS, THE County issued a Conditional Use Permit for RWG5 to operate the landfill and entered into a Host Agreement with RWG5 to provide for the terms and conditions for the operation of the landfill; and

WHEREAS, in 2019 RWG5 sought to modify the Conditional Use Permit and the Host Agreement; and

WHEREAS, the Lunenburg County Board of Supervisors and the Lunenburg County Planning Commission, after proper notice, held a joint public hearing on November 19, 2019, regarding the Modified Conditional Use Permit; and

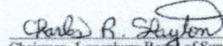
WHEREAS, THE Lunenburg County Board of Supervisors and the Lunenburg County Planning Commission held a joint meeting on December 12, 2019; and

WHEREAS, at the meeting the Planning Commission voted 6-1 in favor of recommending approval of the Modified Conditional Use Permit; and

WHEREAS, at the meeting the Lunenburg County Board of Supervisors voted 6-1 in favor of approving the Modified Conditional Use Permit and the Modified Host Agreement.

NOW, THEREFORE, the Lunenburg County Board of Supervisors does hereby resolve that the Modified Conditional Use Permit and Modified Host Agreement presented at the December 12, 2019, meeting are hereby approved and adopted this 9th day of January, 2020, retroactive to December 12, 2019.

Approved this 9th day of January 2020.


Chairman, Lunenburg Board of Supervisors

Supervisor Hoover advised that the new Animal Control truck had arrived and is currently having the camper shell and radio systems installed. It will be striped and lettered with the same scheme as the previous truck. It should be ready for Animal Control Officer Ray Elliott to begin using in two weeks.

Supervisor Hankins shared that two years ago he was appointed to the Commonwealth Regional Council Board. He recalled that the Board was unhappy with the dues structure of the council. He was an advocate for changing the dues structure so that any unused portion of the dues above their reserve of \$500,000 would be returned to the member localities. Supervisor Hankins and CRC Executive Director Melody Foster were pleased to share that due to the new structure, each member county would be receiving \$4,830.60 in unused member dues.

Supervisor Hankins made a motion, seconded by Supervisor Edmonds and unanimously approved, to accept the funds in the amount of \$4,830.60 from the CRC and earmark the funds for local match for potential grants that may help with economic development in the future.

Administrator Gee advised that she was advised by Piedmont Senior Resources Executive Director Justine Young of a conflict of interest with the previous citizen appointee to the Piedmont Senior Resources Board and she would need another nominee from the Board. Ms. Gee also stated that she was still in need of a nomination for the Crossroads Community Services Board to replace Mr. Sid Smyth.

Mr. Glenn Millican, County Planner and Economic Development Director, provided his monthly report. He advised that he is currently in discussions with two metal fabrication business that are potentially interested in locating within the county. He noted that the Community Impact Grant Housing Study survey is in circulation around the county. Kenbridge Town Manager Tony Matthews shared that the survey has been placed in many locations within Kenbridge already. They are trying to take a proactive approach to obtain as much input as possible.

Administrator Gee provided her monthly report. She reminded the Board that the local fire and rescue department dinners were coming up. She also stated that the Annual Local Government

Legislative Day hosted by VACo would be held on Thursday February 6th. Supervisors Hankins, Edmonds, and Pennington will attend. Administrator Gee reported that the County Administrator from Prince Edward County provided a projected budget without federal inmates for Piedmont Regional Jail. The projection showed that removing federal inmates would require an additional \$201,356.58 in funding just from Lunenburg. Administrator Gee noted that she and other member County Administrators were recommending they continue housing federal inmates, but at a reduced level. She added that PRJ is still having an issue with staffing and staff members putting in too much overtime. Administrator Gee reported that the Gary Road Convenience Center site construction had been completed except for the placement of the compactors and completion of the staff shed, which would be delivered the following day. She noted that the contractor of the site had billed an additional amount not in the original agreement. Building Official Jamie Tuck is in discussions with the contractor to determine what amount is owed.

Supervisor Bacon made a motion, seconded by Supervisor Edmonds and unanimously approved, to enter Closed Session citing Virginia Code Section §2.2-3711A1 Personnel, §2.2-3711A3 Acquisition or Disposition of Publicly Held Real Property and §2.2-3711A7 Legal Consult.

CERTIFICATION OF CLOSED SESSION MEETING

WHEREAS, the Board of Supervisors of Lunenburg County, Virginia ("Board") convened a Closed Session Meeting on this date pursuant to an affirmative recorded vote in accordance with the provisions of the Freedom of Information Act; and

WHEREAS, Section §2.2-3712 of the Code of Virginia, 1950, as amended, requires a certification by the Board that such Closed Meeting was conducted in conformity with Virginia law.

NOW, THEREFORE, BE IT RESOLVED that the Board hereby certifies that, to the best of each member's knowledge, (i) only public business matters lawfully exempted from Open Meeting requirements by Virginia law were discussed in the Closed Meeting to which this certification resolution applies, and (ii) only such public business matters as were identified in the motion convening the Closed Meeting were heard, discussed or considered by the Board.

VOTING YES

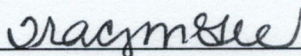
Supervisor Edmonds
Supervisor Hankins
Supervisor Bacon
Supervisor Hoover
Supervisor Pennington
Supervisor Slayton
Supervisor Zava

VOTING NO

ABSENT

Supervisor Zava made a motion, seconded by Supervisor Bacon and unanimously approved, to return to Open Session.

Supervisor Bacon made motion, seconded by Supervisor Edmonds and unanimously approved, to adjourn.



Tracy M. Gee, Clerk
County Administrator

Charles R. Slayton, Chairman
Board of Supervisors

BOARD OF SUPERVISORS

Charles R. Slayton, CHAIRMAN
Election District 4

Frank W. Bacon, VICE-CHAIRMAN
Election District 3


T. Wayne Hoover
Election District 1

Mike Hankins
Election District 2

Edward Pennington
Election District 5

Alvester L. Edmonds
Election District 6

Robert G. Zava
Election District 7



Lunenburg County Administration
11413 Courthouse Road
Lunenburg, VA 23952

Tracy M. Gee
County Administrator

Telephone: (434) 696-2142
Facsimile: (434) 696-1798

January 31, 2020

Lunenburg County Board of Supervisors
11413 Courthouse Road
Lunenburg, VA 23952

Honorable County Supervisors:

The following warrants, including accounting for all voided checks are listed according to Code of Virginia § 15.2-1243 and § 15.2-1244 requiring your approval:

January 2020:

Payroll Direct Deposit:	\$ 137,812.78
Payroll Taxes Federal:	\$ 43,107.93
Payroll Taxes State:	\$ 7,817.36
Payroll VRS payment:	\$ 27,722.80
Payroll ICMA-RC payment:	\$ 477.16
Payroll Health Savings Deposits:	\$ 5,711.91
Debt Service wire payments:	\$ 216,470.00
Accounts Payable: #58656-58786	\$ <u>883,884.65</u>

Total: \$ 1,323,004.59

Sincerely,

Tracy M. Gee
County Administrator

A/P CHECK REGISTER
Check Date - 1/15/2020

AP100B 1/16/2020 LUNENBURG COUNTY
TIME-12:41:26

CHECK#	VEND#	VENDOR	CLASS	DATE	AMOUNT	DISCOUNT
58656	283	ADAMS PATRICIA M	000	1/15/2020	153.70	.00
58657	859	AIS	000	1/15/2020	850.50	.00
58658	190	AMERIGAS	000	1/15/2020	715.72	.00
58659	59	AT&T MOBILITY	000	1/15/2020	181.37	.00
58660	472	BAKER LEROY	000	1/15/2020	75.00	.00
58661	202	BEN FRANKLIN PRINTING CO	000	1/15/2020	76.50	.00
58662	139	BENCHMARK COMMUNITY BANK	000	1/15/2020	215.00	.00
58663	864	BERKLEY GROUP LLC, THE	000	1/15/2020	2,500.00	.00
58664	848	BRIDGES TREATMENT CENTER	000	1/15/2020	4,136.00	.00
58665	371	BUG BUSTERS PEST CONT, INC	000	1/15/2020	48,842.00	.00
58666	101	CENIRA HEALTH INC.	000	1/15/2020	39,197.00	.00
58667	101	CENTRA HEALTH INC.	000	1/15/2020	11,446.50	.00
58668	101	CENTRA HEALTH INC.	000	1/15/2020	11,811.52	.00
58669	10	CENTURYLINK ANALOG	000	1/15/2020	1,307.25	.00
58670	643	CHARLOTTE PRINTING, LLC	000	1/15/2020	74.03	.00
58671	291	CHUCK S AUTO&TRUCK REPAIR	000	1/15/2020	534.00	.00
58672	53	CLEMENT DIANA W	000	1/15/2020	1,177.59	.00
58673	52	CLEMENT ROBERT E	000	1/15/2020	1,279.00	.00
58674	155	COFFEES CUSTOM EMBROIDERY	000	1/15/2020	75.00	.00
58675	999999	COM OF REV ASSOC-CENTRAL	000	1/15/2020	160.00	.00
58676	293	COMMISSIONER OF THE	000	1/15/2020	13,250.00	.00
58677	124	CROSSROADS COMMUNITY	000	1/15/2020	3,960.00	.00
58678	625	CUMBERLAND HOSPITAL	000	1/15/2020	84.53	.00
58679	15	DAGNER DONNA J	000	1/15/2020	84.53	.00
58680	119	DATA CARE, INC.	000	1/15/2020	1,935.91	.00
58681	481	DE LAGE LANDEN	000	1/15/2020	1,137.00	.00
58682	259	DIAMOND PAPER COMPANY INC	000	1/15/2020	94.10	.00
58683	44	DIAMOND SPRINGS WATER INC	000	1/15/2020	187.65	.00
58684	200	DOLI/BOILER SAFETY	000	1/15/2020	20.00	.00
58685	46	DOMINION ENERGY VIRGINIA	000	1/15/2020	3,054.61	.00
58686	642	FARMVILLE NEWSMEDIA	000	1/15/2020	364.25	.00
58687	225	FARMVILLE WHOLESAL	000	1/15/2020	128.40	.00
58688	64	FIRST CITIZENS BANK	000	1/15/2020	223.90	.00
58689	24	GALLS, LLC	000	1/15/2020	791.49	.00
58690	862	GATEWOOD S CHILDREN HOME	000	1/15/2020	2,616.00	.00
58691	67	GCR COMPANY	000	1/15/2020	1,225.00	.00
58692	842	GEARA GROUP, INC.	000	1/15/2020	7,497.62	.00
58693	865	GRANITE TELECOMMUNICATION	000	1/15/2020	983.28	.00
58694	807	HMM PORTA TOILET LLC	000	1/15/2020	375.00	.00
58695	538	HOOVER T. WAYNE	000	1/15/2020	56.01	.00
58696	71	IBM CORPORATION	000	1/15/2020	846.27	.00
58697	524	JEFF ROBINSON & ASSOC	000	1/15/2020	615.00	.00
58698	846	JONES DEMETRICE A.	000	1/15/2020	125.00	.00
58699	355	KENBRIDGE BODY SHOP	000	1/15/2020	51.75	.00
58700	78	KENBRIDGE OFFICE SUPPLY	000	1/15/2020	150.45	.00
58701	77	KENBRIDGE SUPPLY COMPANY	000	1/15/2020	73.81	.00
58702	75	KENBRIDGE TIRE	000	1/15/2020	1,047.51	.00
58703	286	KEY OFFICE SUPPLY INC	000	1/15/2020	1,176.59	.00
58704	261	KIES, INC.	000	1/15/2020	1,045.00	.00
58705	90	NEW GENERATION	000	1/15/2020	15,825.00	.00
58706	360	PEGRAM, PHILLIP	000	1/15/2020	100.00	.00
58707	94	PETTY CASH FUND	000	1/15/2020	74.85	.00

Appropriation

13,250.00 - Daily

7,497.62 - USA

15,825.00 - USA

A/P CHECK REGISTER
Check Date - 1/15/2020

AP100B 1/16/2020 LUNENBURG COUNTY
TIME-12:41:26

CHECK#	VEND#	VENDOR	CLASS	DATE	AMOUNT	DISCOUNT
58708	96	PIEDMONT REGIONAL JUV.	000	1/15/2020	7,275.00	.00
58709	136	PITNEY BOWES	000	1/15/2020	1,000.00	.00
58710	566	POWELL, ALVIN	000	1/15/2020	432.00	.00
58711	863	POWER DMS	000	1/15/2020	2,028.13	.00
58712	506	ROCKY TOP LOCKSMITH &	000	1/15/2020	834.00	.00
58713	769	SANGOMA TECHNOLOGIES	000	1/15/2020	882.05	.00
58714	849	SMYTH PROPERTIES	000	1/15/2020	200.00	.00
58715	554	SOUTHERN AUTO AND CAP SAL	000	1/15/2020	1,967.00	.00
58716	653	SOUTHERN MAINTENANCE, LLC	000	1/15/2020	1,600.00	.00
58717	652	SOUTHSIDE MESSENGER, THE	000	1/15/2020	1,177.75	.00
58718	106	SOUTHSIDE REGIONAL	000	1/15/2020	4,408.00	.00
58719	337	STEPS, INC.	000	1/15/2020	15.00	.00
58720	710	THREE RIVERS TREATMENT	000	1/15/2020	3,150.00	.00
58721	110	US BANK	000	1/15/2020	625.00	.00
58722	434	VALECO	000	1/15/2020	50.00	.00
58723	113	VERIZON	000	1/15/2020	59.05	.00
58724	257	VIRGINIA EMPLOYMENT	000	1/15/2020	82.67	.00
58725	828	VIRGINIA VICTIM	000	1/15/2020	50.00	.00
58726	361	WARD ANDREW S.	000	1/15/2020	100.00	.00
		CLASS TOTAL			195,107.31	.00
		ACH TOTAL			.00	
		CHECK TOTAL			195,107.31	
		EPY TOTAL			.00	
		FINAL TOTAL			195,107.31	.00

I HEREBY APPROVE THIS REGISTER FOR PAYMENT WITH EXCEPTIONS LISTED BELOW OR PREVIOUSLY DOCUMENTED.
THE TOTAL 195,107.31 - EQUALS THE WEEKLY LOG SHEET TOTALS AS ADJUSTED.

1-16-2020
DATE

1-16-20

Tracy Miller
COUNTY ADMINISTRATOR

Charles R. Slayton

CHECK#	VEND#	VENDOR	CLASS	DATE	AMOUNT	DISCOUNT
58727	139	BENCHMARK COMMUNITY BANK	000	1/28/2020	485,387.70	.00
58728	64	FIRST CITIZENS BANK	000	1/28/2020	156.86	.00
58729	840	GARRETT S GROUND MAINTENA	000	1/28/2020	350.00	.00
58730	866	VIRGINIA AUTO GLASS, INC.	000	1/28/2020	681.00	.00
58731	999999	WALTON KENDERICK LAMONT	000	1/28/2020	21.00	.00
		CLASS TOTAL			486,596.56	.00
		ACH TOTAL			.00	
		CHECK TOTAL			486,596.56	
		EPY TOTAL			.00	
		FINAL TOTAL			486,596.56	.00

I HEREBY APPROVE THIS REGISTER FOR PAYMENT WITH EXCEPTIONS LISTED BELOW OR PREVIOUSLY DOCUMENTED.
 THE TOTAL 486,596.56- EQUALS THE WEEKLY LOG SHEET TOTALS AS ADJUSTED.

1-28-2020
 DATE

Erasmus
 COUNTY ADMINISTRATOR

1-28-2020

Charles R. Slayton

VOID

ACCOUNTING PERIOD - 2020/01

VEND. NO.	VENDOR NAME	* = DUP INVOICE NO.	G/L ACCT. NO.	INVOICE DATE	INVOICE DATE	DUE DATE	GROSS AMOUNT	DESC /CLS	PO. NO.	SEQ. NO.
000443	THARPE JAMES C	BERRY HILL/CONF 1099-N	4100-081100-5500- Travel	10/16/2019	11/15/2019	10/16/2019	92.11-	92.11- MILEAGE REIMBUR 000	92.11-	10
		BERRY HILL/CONF					92.11-	.00		
000443	THARPE JAMES C	LODGING/RURPLAN 1099-N	4100-081100-5500- Travel	10/18/2019	11/15/2019	10/18/2019	208.30-	208.30- REIMBURSEMENT 000	208.30-	20
		LODGING/RURPLAN					208.30-	.00		
		886 COMPANY TOTAL					300.41-	.00		
		HASH TOTALS-> FUND	162200	LOC	0	ACCT	11000			
		BATCH#- 62 CREATED BY	GAIL	ON 2/07/2020	RUN BY	GAIL	ON 2/07/2020			

Carter Bank Wire - DD 2-1-2020

VEND. NO.	VENDOR NAME	* = DUP INVOICE NO.	G/L ACCT. NO.	INVOICE DATE	DUPLICATE DATE	GROSS AMOUNT	DESC /CLS	PO. NO.	SEQ. NO.
000139	BENCHMARK COMMUNITY BANK	015003953005/21	4420-095300-9100-	1/28/2020	1/28/2020	485387.70	CH DEBT REFINAN	485387.70	50
	INVOICE TOTAL	015003953005/21	Debt Service Courthouse		485387.70	.00	000	485387.70	
000692	BENCHMARK WIRING ACCOUNT	2005-B/FEB 1'20	4420-095310-9100-	1/28/2020	1/28/2020	194000.00	CARTER BANK/PRI		30
	INVOICE TOTAL	2005-B/FEB 1'20	Debt Service School			000	000		
000692	BENCHMARK WIRING ACCOUNT	2005-B/FEB 1'20	4420-095310-9100-	1/28/2020	1/28/2020	22470.00	CARTER BANK/INT		40
	INVOICE TOTAL	2005-B/FEB 1'20	Debt Service School		216470.00	.00	000	216470.00	
000064	FIRST CITIZENS BANK	5636/JAN 2020	4100-031200-6010-	1/12/2020	1/28/2020	156.86	SHERIFF MISC EX		60
	INVOICE TOTAL	5636/JAN 2020	Police Supplies		156.86	.00	000	156.86	
000840	GARRETT'S GROUND MAINTENA	1543	4100-043200-3317-	12/22/2019	1/28/2020	350.00	LEAF REM/FALL C		10
	INVOICE TOTAL	1099-Y	Lawn Maintenance		350.00	.00	000	350.00	
000866	VIRGINIA AUTO GLASS, INC.	1630029	4100-094000-9010-	1/17/2020	1/28/2020	681.00	BACK WIND/ACO T		20
	INVOICE TOTAL	1630029	Capital Improvements		681.00	.00	000	681.00	
3293	COMPANY TOTAL				703045.56	.00		703045.56	
HASH TOTALS-> FUND		25560	454320	LOC	ACCT	45637			
BATCH#- 408		CREATED BY	GAIL	ON	1/23/2020	RUN BY	GAIL	ON	1/28/2020

1-28-2020

vacymsee

1-28-2020

Charles R. Slayton

A/P CHECK REGISTER
 Check Date - 1/31/2020

CHECK#	VENDOR	CLASS	DATE	AMOUNT	DISCOUNT
58732	179 AFLAC	000	1/31/2020	1,536.82	.00
58733	711 ALLSTATE BENEFITS	000	1/31/2020	586.24	.00
58734	177 ANTHEM BCBS	000	1/31/2020	23,427.00	.00
58735	191 DEARBORN NATIONAL LIFE	000	1/31/2020	162.96	.00
58736	751 HEALTH EQUITY	000	1/31/2020	76.70	.00
58737	651 LEGALSHIELD	000	1/31/2020	18.95	.00
58738	827 MINNESOTA LIFE INSURANCE	000	1/31/2020	3.20	.00
58739	507 VACORP	000	1/31/2020	69.82	.00
58740	183 VALIC	000	1/31/2020	2,100.00	.00
58741	111 VIRGINIA CREDIT UNION	000	1/31/2020	200.00	.00
	CLASS TOTAL			28,181.69	.00

ACH TOTAL .00
 CHECK TOTAL 28,181.69
 EPY TOTAL .00
 FINAL TOTAL 28,181.69 .00

I HEREBY APPROVE THIS REGISTER FOR PAYMENT WITH EXCEPTIONS LISTED BELOW OR PREVIOUSLY DOCUMENTED.
 THE TOTAL 28,181.69- EQUALS THE WEEKLY LOG SHEET TOTALS AS ADJUSTED.

1-30-2020
 DATE

Wracmiller
 COUNTY ADMINISTRATOR

1-30-2020

Charles R. Stanton

CHECK#	VENDOR	CLASS	DATE	AMOUNT	DISCOUNT
58742	859 ALLIED INSTRUCTIONAL SERV	000	1/31/2020	787.50	.00
58743	190 AMERIGAS	000	1/31/2020	525.05	.00
58744	592 ATLANTIC COMMUNICATIONS	000	1/31/2020	5,329.24	.00
58745	668 BAKERS WASTE EQUIPMENT	000	1/31/2020	21,103.00	.00
58746	125 BARNES REPAIR SHOP INC	000	1/31/2020	21,477.50	.00
58747	746 CANON SOLUTIONS AMERICA	000	1/31/2020	78.95	.00
58748	328 CENTRAL VIRGINIA CRIMINAL	000	1/31/2020	157.50	.00
58749	58 COWAN GATES PC	000	1/31/2020	5,181.60	.00
58750	999999 CROSSROADS COMMUNITY SERV	000	1/31/2020	940.00	.00
58751	625 CUMBERLAND HOSPITAL	000	1/31/2020	3,740.00	.00
58752	119 DATA CARE, INC.	000	1/31/2020	904.99	.00
58753	481 DE LAGE LANDEN	000	1/31/2020	137.00	.00
58754	704 DOGWOOD GRAPHICS	000	1/31/2020	597.11	.00
58755	46 DOMINION ENERGY VIRGINIA	000	1/31/2020	6,685.87	.00
58756	46 DOMINION ENERGY VIRGINIA	000	1/31/2020	7.31	.00
58757	527 ELLIOTT D. RAY	000	1/31/2020	125.35	.00
58758	642 FARMVILLE NEWSMEDIA	000	1/31/2020	62.50	.00
58759	66 FUEL FREEDOM CARD	000	1/31/2020	2,655.54	.00
58760	24 GALLS, LLC	000	1/31/2020	589.64	.00
58761	161 KENBRIDGE FIRE DEPARTMENT	000	1/31/2020	1,201.94	.00
58762	78 KENBRIDGE OFFICE SUPPLY	000	1/31/2020	29.99	.00
58763	77 KENBRIDGE SUPPLY COMPANY	000	1/31/2020	35.50	.00
58764	83 LUNENBURG ANIMAL HOSPITAL	000	1/31/2020	37,568.50	.00
58765	630 LUNENBURG COUNTY PUBLIC	000	1/31/2020	2,000.00	.00
58766	353 LUNENBURG LITERACY	000	1/31/2020	1,000.00	.00
58767	340 MADELINE'S HOUSE	000	1/31/2020	165.03	.00
58768	649 MECKLENBURG ELECTRIC	000	1/31/2020	7,292.00	.00
58769	162 MEHERRIN VOLUNTEER	000	1/31/2020	297.28	.00
58770	794 MILLICAN GLENN	000	1/31/2020	28.26	.00
58771	94 PETTY CASH FUND	000	1/31/2020	34.37	.00
58772	466 PRINTELECT	000	1/31/2020	29,900.00	.00
58773	221 ROBINSON, FARMER, COX ASSOC	000	1/31/2020	18.06	.00
58774	511 SOUTHERN OFFICE MACHINES	000	1/31/2020	832.54	.00
58775	135 SOUTHSIDE ELECTRIC COOP	000	1/31/2020	92.11	.00
58776	443 THARPE JAMES C	000	1/31/2020	6,000.00	.00
58777	530 TIMMONS GROUP	000	1/31/2020	85.00	.00
58778	999999 TMDE CALIBRATION LABS, IN	000	1/31/2020	547.29	.00
58779	134 TOWN OF BLACKSTONE	000	1/31/2020	20.00	.00
58780	195 TREASURER OF VIRGINIA	000	1/31/2020	283.00	.00
58781	755 TREASURER OF VIRGINIA	000	1/31/2020	18,819.75	.00
58782	164 VICTORIA FIRE & RESCUE	000	1/31/2020	10,915.24	.00
58783	176 VIRGINIA TECH	000	1/31/2020	200.00	.00
58784	999999 VRAY	000	1/31/2020	14.99	.00
58785	117 WALLACE AUTO PARTS	000	1/31/2020	539.75	.00
58786	173 WILCO JANITORIAL SUPPLIES	000	1/31/2020	174,299.50	.00
	CLASS TOTAL				
	ACH TOTAL			.00	
	CHECK TOTAL			174,299.50	
	EPY TOTAL			.00	
	FINAL TOTAL			174,299.50	.00

I HEREBY APPROVE THIS REGISTER FOR PAYMENT WITH EXCEPTIONS LISTED BELOW OR PREVIOUSLY DOCUMENTED.
 THE TOTAL 174,299.50 - EQUALS THE WEEKLY LOG SHEET TOTALS AS ADJUSTED.

2-3-2020

Tracy Mace

2-3-2020

Charles R. Slayton

ACCOUNT NUMBER	ACCOUNT DESCRIPTION	PREVIOUS BALANCE	DEBIT	CREDIT	ENDING BALANCE
** Treasurer Accountability **					
** Assets **					
100-0001	Cash in Office	2,000.00			2,000.00
100-0010	Petty Cash	400.00			400.00
100-0100	Benchmark Checking - US Bank	8,735,381.38	2,884,769.81	2,041,749.52	9,578,401.67
100-0102	Caprin Investment - Mitigation	1,201,742.61	1,708.81		1,203,451.42
100-0135	Benchmark-Landfill	257,801.35	87.58		257,888.93
100-0355	SNAP Account - QSCB TRANE		5,753.33	39.87	78,089.39
100-1252	Benchmark - School Food				
100-1253	Benchmark - School Textbook				
100-1355	SNAP Account - CHS Addition	552,021.25	187.54		552,208.79
100-1705	Benchmark - IDA	10,821,722.52	2,892,507.07	2,041,789.39	11,672,440.20
	** Assets **	10,821,722.52	2,892,507.07	2,041,789.39	11,672,440.20
TOTAL ASSETS					
300-0100	** Cash Balances **				
300-0132	General Fund Cash Balance	8,126,145.62	789,125.11	1,599,918.96	8,936,939.47
300-0135	Reassessment Fund Cash Balance	24,033.76			24,033.76
300-0136	Solid Waste Mgmt Cash Balance	587,514.58	11,359.90	14,412.64	590,567.32
300-0137	S/W Construction Cash Balance				
300-0213	Landfill Sites Cash Balance	565,779.24	14,856.99	23.70	550,922.25
300-0214	Law Library Cash Balance	22,967.34			22,991.04
300-0215	Asset Forfeiture Cash Balance	11,523.11		3.84	11,526.95
300-0220	E911 Cash Balance	397,026.00	2,692.03	17,945.91	412,279.88
300-0221	Cell Tower Cash Balance	7,599.18	1,317.93	5,513.43	32,458.80
300-0225	Airport Cash Balance	7,599.18	400.00		11,794.68
300-0226	Economic Development Cash Balance	195,302.09			194,902.09
300-0250	School Cash Balance	6,962.31			6,962.31
300-0252	School Food Cash Balance	72,375.93	1,506,811.48	5,753.33	78,089.39
300-0253	School Textbook Cash Balance	287,021.23	39.87	9,204.08	296,225.31
300-0260	VPA Cash Balance				
300-0262	CSA Cash Balance				
300-0316	Fire/Rescue Cash Balance	167,992.62	82,664.75	23,629.44	164,873.39
300-0317	Project Lifesaver Cash Balance	4,232.67			4,307.67
300-0319	Voting Machine Cash Balance	4,412.59			4,412.59
300-0320	Capital Outlay Cash Balance	91,652.25		75.00	91,652.25
300-0355	School Construction Cash Balance	337,473.50	50,757.49	71,347.80	316,883.19
300-0420	Debt Service Cash Balance	2,175.45			2,175.45
300-0701	Special Welfare Cash Balance	552,021.25	7,898.33		552,208.79
300-0705	IDA Cash Balance		2,494,672.55	3,345,390.23	11,672,440.20
300-0715	Commonwealth Current Credit Account	10,821,722.52			11,672,440.20
	** Cash Balances **	10,821,722.52	2,494,672.55	3,345,390.23	11,672,440.20
TOTAL PRIOR YR FUND BALANCE					
TOTAL REVENUE					
TOTAL EXPENDITURE					
TOTAL CURRENT FUND BALANCE					
TOTAL LIABILITIES AND FUND BALANCE					

ACCT#	DESCRIPTION	BUDGET AMOUNT	APPR. AMOUNT	CURRENT AMOUNT	Y-T-D AMOUNT	BALANCE UNCOLLECTED
FUND #-100 ** General Fund Revenue **						
11011	** RE Taxes **	3,430,000.00	3,430,000.00	621,163.89	1,632,015.73	1,797,984.27
11020	** Public Service **	220,000.00	220,000.00	136,583.27	137,732.34	82,267.66
11030	** Personal Property **	2,181,000.00	2,181,000.00	495,144.15	1,102,050.29	1,078,949.71
11040	** Machinery & Tools **	271,000.00	271,000.00	60,893.69	120,450.68	150,549.32
11050	** Merchant's Capital **	78,000.00	78,000.00	6,255.20	39,747.84	38,252.16
11060	** Penalties & Interest **	100,000.00	100,000.00	14,839.05	56,096.25	43,903.75
12010	** Local Sales & Use Taxes **	390,000.00	390,000.00	39,780.28	238,757.06	151,242.94
12020	** Consumer Utility Taxes **	22,000.00	22,000.00	1,541.82	11,762.55	10,237.45
12070	** Taxes on Recordation & Wills **	56,000.00	56,000.00	4,371.70	39,890.00	16,110.00
13010	** Animal Licenses **	8,000.00	8,000.00	620.00	1,870.00	6,130.00
13020	** Animal Fines & Kennel Fees **	3,000.00	3,000.00	410.00	1,825.00	1,175.00
13030	** Permits & Other Licenses **	22,400.00	22,400.00	2,311.22	15,228.63	7,171.37
13033	** Local Landfill Revenue **	205,000.00	205,000.00	32,346.90	176,011.76	28,988.24
14010	** Fines & Forfeitures **	50,000.00	50,000.00	4,954.53	27,932.58	22,067.42
14040	** Processing Fees **	1,500.00	1,500.00	.00	358.12	1,141.88
15010	** Revenue From Use of Money **	33,000.00	33,000.00	4,984.16	30,033.96	2,966.04
15020	** Revenue From Use of Property **	31,500.00	31,500.00	6,183.67	15,866.50	15,633.50
16010	** Court Costs **	3,546.00	3,546.00	261.53	1,880.21	1,665.79
16020	** Charges Commonwealth Attorney **	1,500.00	1,500.00	96.46	563.94	936.06
18030	** Refunds **	.00	.00	.00	508.34	100.00
18990	** Miscellaneous Revenue **	31,333.00	31,333.00	3,516.64	40,959.74	9,626.74
22010	** Non-Cateforical Aid **	1,081,332.00	1,081,332.00	73.88	862,741.00	218,591.00
23010	** Commonwealth's Attorney **	221,331.00	221,331.00	19,839.48	116,385.61	104,945.39
23020	** Sheriff **	757,523.00	757,523.00	65,005.90	360,291.25	397,231.75
23030	** Commissioner of Revenue **	82,895.00	82,895.00	6,708.59	39,621.66	43,273.34
23040	** Treasurer **	91,314.00	91,314.00	7,731.46	44,721.65	46,592.35
23060	** Registrar **	38,000.00	38,000.00	.00	.00	38,000.00
23070	** Clerk of Circuit Court **	206,751.00	206,751.00	22,245.42	106,906.11	99,844.89
24010	** Public Safety **	75,115.00	75,115.00	9,107.60	82,221.51	7,106.51
24020	** Fire and Rescue Services **	40,500.00	40,500.00	.00	.00	40,500.00
33010	** Public Safety **	95,500.00	95,500.00	.00	12,764.64	82,735.36
41050	** Transfers In **	200,000.00	200,000.00	.00	.00	200,000.00
49999	** Use of Fund Balance **	381,132.00	381,132.00	.00	.00	381,132.00
--FUND TOTAL--		10,410,172.00	10,410,172.00	1,566,970.49	5,317,194.95	5,092,977.05

FUND #-132 ** Reassessment Revenue **						
13030	Reassessment Revenue	25,000.00	25,000.00	.00	.00	25,000.00
--FUND TOTAL--		25,000.00	25,000.00	.00	.00	25,000.00

FUND #-135 ** S/W Mgmt Revenue **						
12020	** Solid Waste Mgmt **	176,000.00	176,000.00	14,173.61	90,953.77	85,046.23
24030	** Public Works **	6,000.00	6,000.00	.00	5,904.00	96.00
--FUND TOTAL--		182,000.00	182,000.00	14,173.61	96,857.77	85,142.23

ACCT#	DESCRIPTION	BUDGET AMOUNT	APPR. AMOUNT	CURRENT AMOUNT	Y-T-D AMOUNT	BALANCE UNCOLLECTED
-------	-------------	---------------	--------------	----------------	--------------	---------------------

FUND #-137 ** Landfill Sites Revenue **

41050	** Transfers In **	509,000.00	509,000.00	.00	.00	509,000.00
	--FUND TOTAL--	509,000.00	509,000.00	.00	.00	509,000.00

FUND #-213 ** Law Library Revenue **

16010	** Court Costs **	1,000.00	1,000.00	23.70	441.89	558.11
	--FUND TOTAL--	1,000.00	1,000.00	23.70	441.89	558.11

FUND #-214 ** Asset Forfeiture Revenue **

15010	** Interest **	.00	.00	3.84	23.07	23.07
	--FUND TOTAL--	.00	.00	3.84	23.07	23.07

FUND #-215 ** E911 Fund Revenue **

22013	** Communications Tax **	385,000.00	385,000.00	17,945.91	106,504.64	278,495.36
41050	** Transfers In **	85,640.00	85,640.00	.00	.00	85,640.00
	--FUND TOTAL--	470,640.00	470,640.00	17,945.91	106,504.64	364,135.36

FUND #-221 ** Airport Fund Revenue **

15020	** Revenue from Use of Property **	10,000.00	10,000.00	932.63	3,943.36	6,056.64
18990	** Miscellaneous Revenue **	3,000.00	3,000.00	.00	.00	3,000.00
24090	** Airport Grant **	507,000.00	507,000.00	4,580.80	5,459.55	501,540.45
41050	** Transfers In **	55,000.00	55,000.00	.00	.00	55,000.00
	--FUND TOTAL--	575,000.00	575,000.00	5,513.43	9,402.91	565,597.09

FUND #-225 ** Econ Dev Revenue **

41050	** Transfers In **	48,300.00	48,300.00	.00	.00	48,300.00
	--FUND TOTAL--	48,300.00	48,300.00	.00	.00	48,300.00

FUND #-226 ** Economic Dev Grants Fund Rev **

24090	** Tobacco Grants **	434,700.00	434,700.00	.00	.00	434,700.00
33071	** VDOT TEA21 Grants **	69,490.00	69,490.00	.00	6,962.31	62,527.69
41050	** Transfers In **	48,300.00	48,300.00	.00	.00	48,300.00
	--FUND TOTAL--	552,490.00	552,490.00	.00	6,962.31	545,527.69

ACCT#	DESCRIPTION	BUDGET AMOUNT	APPR. AMOUNT	CURRENT AMOUNT	Y-T-D AMOUNT	BALANCE UNCOLLECTED
FUND #-250 ** School Fund Revenue **						
16180	** Charges for Education **	468,724.00	468,724.00	3,965.08	52,481.96	416,242.04 88.80
24100	** Education-State **	12,125,853.00	12,125,853.00	932,348.54	5,420,335.32	6,705,517.68 55.29
33080	** Education-Federal **	1,748,892.00	1,748,892.00	143,374.88	215,955.54	1,532,936.46 87.65
41050	** Transfers In **	3,740,000.00	3,740,000.00	349,282.11	1,281,111.23	2,458,888.77 65.74
	--FUND TOTAL--	18,083,469.00	18,083,469.00	1,428,970.61	6,969,884.05	11,113,584.95 61.45
FUND #-252 ** School Food Fund Revenue **						
15010	** Revenue from Use of Money **	.00	.00	30.32	190.84	190.84- 100.00-
16180	** Charges for Education **	.00	.00	6,289.13	47,546.70	47,546.70- 100.00-
33080	School Food Federal	.00	.00	77,840.87	332,662.71	332,662.71- 100.00-
	--FUND TOTAL--	.00	.00	84,160.32	380,400.25	380,400.25- 100.00-
FUND #-253 ** School Textbook Fund Revenue **						
24020	** Education-State **	.00	.00	9,204.08	55,224.48	55,224.48- 100.00-
	--FUND TOTAL--	.00	.00	9,204.08	55,224.48	55,224.48- 100.00-
FUND #-260 ** VPA Fund Revenue **						
16110	** Charges for Welfare/Soc Serv **	.00	.00	.00	192.72	192.72- 100.00-
24060	** Welfare & Social Serv-State **	400,000.00	400,000.00	31,009.51	182,242.00	217,758.00 54.43
33010	** Welfare & Social Serv - Fed **	580,000.00	580,000.00	43,032.58	262,405.70	317,594.30 54.75
41050	** Transfers In **	160,000.00	160,000.00	8,622.66	56,829.54	103,170.46 64.48
	--FUND TOTAL--	1,140,000.00	1,140,000.00	82,664.75	501,669.96	638,330.04 55.99
FUND #-262 ** CSA Fund Revenue **						
16110	** CSA - Local **	5,000.00	5,000.00	52.70	1,195.21	3,804.79 76.09
24060	** CSA - State **	700,000.00	700,000.00	.00	408,343.65	291,656.35 41.66
41050	** Transfers In **	250,000.00	250,000.00	23,576.74	36,441.22-	286,441.22 114.57
	--FUND TOTAL--	955,000.00	955,000.00	23,629.44	373,097.64	581,902.36 60.93
FUND #-316 ** Revenue Emerg Services Capital**						
41050	** Transfers In **	185,000.00	185,000.00	.00	185,000.00	.00 .00
	--FUND TOTAL--	185,000.00	185,000.00	.00	185,000.00	.00 .00
FUND #-317 ** Project Lifesaver Revenue **						
18990	Project Lifesaver	800.00	800.00	75.00	200.00	600.00 75.00

ACCT#	DESCRIPTION	BUDGET AMOUNT	APPR. AMOUNT	CURRENT AMOUNT	Y-T-D AMOUNT	BALANCE UNCOLLECTED
	--FUND TOTAL--	800.00	800.00	75.00	200.00	600.00 75.00
	FUND #-319 ** Voting Machine Fund Revenue **					
41050	** Transfers In **	5,000.00	5,000.00	.00	5,000.00	.00 .00
	--FUND TOTAL--	5,000.00	5,000.00	.00	5,000.00	.00 .00
	FUND #-320 ** Capital Outlay Revenue **					
41050	** Transfers In **	71,662.00	71,662.00	.00	.00	71,662.00 100.00
	--FUND TOTAL--	71,662.00	71,662.00	.00	.00	71,662.00 100.00
	FUND #-420 ** Revenue Debt Service Fund **					
33080	** Education **	520,000.00	520,000.00	71,347.80	71,347.80	448,652.20 86.27
41050	** Transfers In **	1,129,995.00	1,129,995.00	.00	313,550.77	816,444.23 72.25
	--FUND TOTAL--	1,649,995.00	1,649,995.00	71,347.80	384,898.57	1,265,096.43 76.67
	FUND #-701 ** Special Welfare Revenue **					
18030	** Charges for Social Services **	.00	.00	.00	2,313.00	2,313.00- 100.00-
	--FUND TOTAL--	.00	.00	.00	2,313.00	2,313.00- 100.00-
	FUND #-705 ** IDA Revenue **					
15010	** Revenue from Use of Money **	.00	.00	187.54	1,118.84	1,118.84- 100.00-
19020	** Recovered Costs **	.00	.00	.00	24,519.15	24,519.15- 100.00-
	--FUND TOTAL--	.00	.00	187.54	25,637.99	25,637.99- 100.00-
	FUND #-715 ** Commonwealth Fund Revenue **					
18990	** Sheriff Fees **	.00	.00	976.33	7,134.07	7,134.07- 100.00-
24000	** Estimated Taxes **	.00	.00	6,922.00	49,097.00	49,097.00- 100.00-
25000	** State Income Taxes **	.00	.00	.00	3,093.00	3,093.00- 100.00-
	--FUND TOTAL--	.00	.00	7,898.33	59,324.07	59,324.07- 100.00-
	--FINAL TOTAL--	34,864,528.00	34,864,528.00	3,312,768.85	14,480,037.55	20,384,490.45 58.46

ACCT#	DESCRIPTION	BUDGET AMOUNT	APPR. AMOUNT	CURRENT AMOUNT	Y-T-D AMOUNT	ENCUMBRANCE AMOUNT	UNENCUMBERED BALANCE	% REMAINING
FUND #-100	** General Fund Expense **							
11100	** Board of Supervisors **	49,320.00	49,320.00	4,995.92	28,166.77	.00	21,153.23	42.88
12100	** County Administration **	245,630.00	245,630.00	20,596.74	120,215.88	.00	125,414.12	51.05
12110	** Professional Services **	105,500.00	105,500.00	7,025.40	53,697.17	.00	51,802.83	49.10
12310	** Commissioner of Revenue **	215,050.00	215,050.00	17,935.85	104,601.86	.00	110,448.14	51.35
12410	** Treasurer **	242,620.00	242,620.00	17,449.06	109,308.70	.00	133,311.30	54.94
12510	** Data Processing **	70,000.00	70,000.00	4,090.62	39,656.47	.00	30,343.53	43.34
13100	** Electoral Board **	49,365.00	49,365.00	1,827.11	16,965.92	.00	32,399.08	65.63
13200	** Registrar **	86,650.00	86,650.00	6,844.34	43,066.59	.00	43,583.41	50.29
21100	** Circuit Court **	11,300.00	11,300.00	29.38	208.44	.00	11,091.56	98.15
21200	** General District Court **	5,400.00	5,400.00	205.96	1,140.06	.00	4,259.94	78.88
21300	** Magistrate **	1,325.00	1,325.00	16.88	586.99	.00	738.01	55.69
21600	** Juvenile/Domestic Court **	77,600.00	77,600.00	12,897.76	56,806.92	.00	20,793.08	26.79
21700	** Clerk of Circuit Court **	297,340.00	297,340.00	24,528.19	145,831.62	.00	151,508.38	50.95
21752	** Clerk Technology Trust Funds **	.00	.00	.00	2,798.47	.00	2,798.47	100.00
21800	** Courthouse Security **	19,500.00	19,500.00	1,098.42	8,519.84	.00	10,980.16	56.30
21910	** Victim/Witness Coordinator **	71,115.00	71,115.00	5,507.82	33,201.35	.00	37,913.65	53.31
22100	** Commonwealth Attorney **	329,448.00	329,448.00	27,346.22	161,111.25	.00	168,336.75	51.09
31200	** Sheriff & Law Enforcement **	1,271,800.00	1,271,800.00	91,845.65	598,541.27	.00	673,258.73	52.93
32400	** Fire & Rescue Appropriations **	263,200.00	263,200.00	.00	75,674.00	.00	187,526.00	71.24
33200	** Piedmont Regional Jail **	440,000.00	440,000.00	41,449.35	214,814.67	.00	225,185.33	51.17
34000	** Building Official **	93,020.00	93,020.00	7,276.33	44,439.59	.00	48,580.41	52.22
35100	** Animal Control **	95,670.00	95,670.00	7,307.10	46,475.35	.00	49,194.65	51.42
41200	** Buildings & Grounds **	223,260.00	223,260.00	23,115.33	115,111.99	.00	108,148.01	48.44
51200	** Health Dept Appropriation **	110,000.00	110,000.00	27,500.00	82,500.00	.00	27,500.00	25.00
51500	** Medical Examiner **	100.00	100.00	20.00	120.00	.00	20.00	20.00
52500	** Crossroads CSB Appropriation **	53,000.00	53,000.00	.00	26,500.00	.00	26,500.00	50.00
53600	** Madeline's House **	2,000.00	2,000.00	.00	1,000.00	.00	1,000.00	50.00
81100	** Planning **	6,900.00	6,900.00	95.50	1,355.44	.00	5,544.56	80.35
81110	** Conditional Use Permits **	2,900.00	2,900.00	446.23	680.08	.00	2,219.92	76.54
81200	** Community Development **	273,164.00	273,164.00	1,237.98	178,828.01	.00	94,335.99	34.53
81500	** Econ/Community Development **	59,000.00	59,000.00	.00	13,065.91	.00	45,934.09	77.85
81600	** Industrial Dev. Authority **	55,000.00	55,000.00	.00	.00	.00	55,000.00	100.00
83000	** Cooperative Extension **	45,000.00	45,000.00	16.88	10,744.20	.00	34,255.80	76.12
91001	** Fringe Benefits **	74,000.00	74,000.00	418.50	71,142.54	.00	2,857.46	3.86
91489	** DMV Stops Expense **	25,000.00	25,000.00	2,950.00	18,900.00	.00	6,100.00	24.40
94000	** Capital Improvements **	100,000.00	100,000.00	23,782.00	202,199.00	.00	102,199.00	102.19
99000	** Transfers To Other Funds **	5,339,995.00	5,339,995.00	381,481.51	1,620,050.32	.00	3,719,944.68	69.66
	--FUND TOTAL--	10,410,172.00	10,410,172.00	761,338.03	4,248,026.67	.00	6,162,145.33	59.19
FUND #-132	** Reassessment Expense **							
12320	Board of Equalization Wages	25,000.00	25,000.00	.00	.00	.00	25,000.00	100.00
	--FUND TOTAL--	25,000.00	25,000.00	.00	.00	.00	25,000.00	100.00

ACCT#	DESCRIPTION	BUDGET AMOUNT	APPR. AMOUNT	CURRENT AMOUNT	Y-T-D AMOUNT	ENCUMBRANCE AMOUNT	UNENCUMBERED BALANCE	REMAINING
FUND #-135	** S/W Mgmt Expense **							
40423	** Solid Waste Collection **	182,000.00	182,000.00	11,215.87	76,908.07	.00	105,091.93	57.74
	--FUND TOTAL--	182,000.00	182,000.00	11,215.87	76,908.07	.00	105,091.93	57.74
FUND #-137	** Landfill Expenses **							
40427	** Landfill Sites Expense **	309,000.00	309,000.00	14,856.99	110,646.08	.00	198,353.92	64.19
99000	** Transfers to Other Funds **	200,000.00	200,000.00	.00	.00	.00	200,000.00	100.00
	--FUND TOTAL--	509,000.00	509,000.00	14,856.99	110,646.08	.00	398,353.92	78.26
FUND #-213	** Law Library Expense **							
21900	** Expenses **	1,000.00	1,000.00	.00	.00	.00	1,000.00	100.00
	--FUND TOTAL--	1,000.00	1,000.00	.00	.00	.00	1,000.00	100.00
FUND #-215	** 911 & E911 Expense **							
31400	** 911 & E911 Expenditures **	285,640.00	285,640.00	2,692.03	23,090.73	.00	262,549.27	91.91
99000	** Transfers to Other Funds **	185,000.00	185,000.00	.00	185,000.00	.00	.00	.00
	--FUND TOTAL--	470,640.00	470,640.00	2,692.03	208,090.73	.00	262,549.27	55.78
FUND #-221	** Airport Fund Expense **							
40740	** Airport **	575,000.00	575,000.00	1,317.93	22,586.68	.00	552,413.32	96.07
	--FUND TOTAL--	575,000.00	575,000.00	1,317.93	22,586.68	.00	552,413.32	96.07
FUND #-225	** Economic Dev Expenses **							
81000	** Econ Dev Expense Local **	.00	.00	400.00	1,200.00	.00	1,200.00	100.00
99000	** Transfers To Other Funds **	48,300.00	48,300.00	.00	.00	.00	48,300.00	100.00
	--FUND TOTAL--	48,300.00	48,300.00	400.00	1,200.00	.00	47,100.00	97.51
FUND #-226	** Econ Dev Grants Expenditures **							
81519	**Site Readiness II TIC**	483,000.00	483,000.00	.00	.00	.00	483,000.00	100.00
81551	** Va Retreat CRIEHT Grant **	69,490.00	69,490.00	.00	.00	.00	69,490.00	100.00
	--FUND TOTAL--	552,490.00	552,490.00	.00	.00	.00	552,490.00	100.00
FUND #-250	** School Expenses **							
61000	Instruction	12,561,397.00	12,561,397.00	1,069,414.72	4,685,017.96	.00	7,876,379.04	62.70

ACCT#	DESCRIPTION	BUDGET AMOUNT	APPR. AMOUNT	CURRENT AMOUNT	Y-T-D AMOUNT	ENCUMBRANCE AMOUNT	UNENCUMBERED BALANCE	% REMAINING
61001	Regular/Local	968,869.00	968,869.00	.00	.00	.00	968,869.00	100.00
62000	Administration	947,221.00	947,221.00	87,983.64	513,906.95	.00	433,314.05	45.74
63000	Transportation	1,038,961.00	1,038,961.00	94,084.91	519,541.96	.00	519,419.04	49.99
64000	Operations & Maintenance	1,552,830.00	1,552,830.00	129,707.78	802,453.58	.00	750,376.42	48.32
67000	Capital Lease Principal	511,035.00	511,035.00	.00	.00	.00	511,035.00	100.00
68000	School Technology	503,156.00	503,156.00	47,779.56	314,694.15	.00	188,461.85	37.45
	--FUND TOTAL--	18,083,469.00	18,083,469.00	1,428,970.61	6,835,614.60	.00	11,247,854.40	62.19
FUND #-252	** School Food Fund Expense **							
65100	School Food Expenditures	.00	.00	78,446.86	366,430.41	.00	366,430.41	100.00
	--FUND TOTAL--	.00	.00	78,446.86	366,430.41	.00	366,430.41	100.00
FUND #-260	** VFA Expenses **							
11000	Disbursements-State & Federal	430,000.00	430,000.00	30,292.85	190,526.14	.00	239,473.86	55.69
50000	** BASE **	710,000.00	710,000.00	52,377.99	311,150.23	.00	398,849.77	56.17
	--FUND TOTAL--	1,140,000.00	1,140,000.00	82,670.84	501,676.37	.00	638,323.63	55.99
FUND #-262	** CSA Expenses **							
53500	** CSA Fund Expense **	955,000.00	955,000.00	23,629.44	217,881.11	.00	737,118.89	77.18
	--FUND TOTAL--	955,000.00	955,000.00	23,629.44	217,881.11	.00	737,118.89	77.18
FUND #-316	** Emerg Services CapitalExpense **							
32400	** Emerg Services Capital Fund **	185,000.00	185,000.00	3,119.23	78,213.69	.00	106,786.31	57.72
	--FUND TOTAL--	185,000.00	185,000.00	3,119.23	78,213.69	.00	106,786.31	57.72
FUND #-317	** Project Lifesaver Expenses **							
35700	Equipment Project Lifesaver	800.00	800.00	.00	.00	.00	800.00	100.00
	--FUND TOTAL--	800.00	800.00	.00	.00	.00	800.00	100.00
FUND #-319	** Voting Machine Fund Expenses **							
94440	** Voting Machine Fund **	5,000.00	5,000.00	.00	.00	.00	5,000.00	100.00
	--FUND TOTAL--	5,000.00	5,000.00	.00	.00	.00	5,000.00	100.00
FUND #-320	** Capital Outlay Courthouse **							
94371	** Capital Outlay School **	71,662.00	71,662.00	.00	.00	.00	71,662.00	100.00
	--FUND TOTAL--	71,662.00	71,662.00	.00	.00	.00	71,662.00	100.00

ACCT#	DESCRIPTION	BUDGET AMOUNT	APPR. AMOUNT	CURRENT AMOUNT	Y-T-D AMOUNT	ENCUMBRANCE AMOUNT	UNENCUMBERED BALANCE	% REMAINING
FUND #-420 ** Debt Service Fund **								
95300	** Debt Service Courthouse **	514,000.00	514,000.00	.00	28,387.70	.00	485,612.30	94.47
95310	** Debt Service School **	1,064,333.00	1,064,333.00	50,757.49	682,040.89	.00	372,292.11	34.97
99000	** Transfer to Other Funds **	71,662.00	71,662.00	.00	.00	.00	71,662.00	100.00
	--FUND TOTAL--	1,649,995.00	1,649,995.00	50,757.49	720,428.59	.00	929,566.41	56.33
FUND #-701 ** Special Welfare Expenses **								
10000	** Special Welfare Expenses **	.00	.00	.00	2,313.00	.00	2,313.00	100.00
	--FUND TOTAL--	.00	.00	.00	2,313.00	.00	2,313.00	100.00
FUND #-705 ** IDA Fund Expense **								
81600	** Industrial Dev Authority **	.00	.00	.00	28,555.15	.00	28,555.15	100.00
	--FUND TOTAL--	.00	.00	.00	28,555.15	.00	28,555.15	100.00
FUND #-715 ** Commonwealth Fund Expense **								
91900	** Remittances to Commonwealth **	.00	.00	7,898.33	59,324.07	.00	59,324.07	100.00
	--FUND TOTAL--	.00	.00	7,898.33	59,324.07	.00	59,324.07	100.00
	--FINAL TOTAL--	34,864,528.00	34,864,528.00	2,467,313.65	13,477,895.22	.00	21,386,632.78	61.34

2/05/2020
15:19:46

-TREASURER TAX COLLECTION RATE SCHEDULE REPORT-

DEPT	H	CLS	TAXES	PPTRA	ABATEMENTS	NET TAX	THRU	1/31/2020	PAYMENTS	OTHER ADJS	NET PAYMENTS	NET A/R	*COLLECTED
RE2011	1	RE	3179753.87		3703.76-	3176050.11	3129111.30-	3129111.30-	3173529.03-	44417.73-	3173529.03-	2521.08	99.92
HALF	TOTALS=		32.40		3703.76-	3176082.51	32.40-	32.40-	32.40-	44417.73-	32.40-	2521.08	100.00
DEPT	TOTALS=		3179786.27		3703.76-	3176082.51	3129143.70-	3129143.70-	3173561.43-	44417.73-	3173561.43-	2521.08	99.92
RE2012	1	RE	1600051.66		3676.46-	1596375.20	1586158.95-	1586158.95-	1595304.55-	9145.60-	1595304.55-	1070.65	99.93
HALF	TOTALS=		1600051.66		3676.46-	1596375.20	1586158.95-	1586158.95-	1595304.55-	9145.60-	1595304.55-	1070.65	99.93
HALF	TOTALS=		1604714.92		7011.79-	1597703.13	1595942.63-	1595942.63-	1596607.23-	664.60-	1596607.23-	1095.90	99.93
DEPT	TOTALS=		1604714.92		7011.79-	1597703.13	1595942.63-	1595942.63-	1596607.23-	664.60-	1596607.23-	1095.90	99.93
RE2013	1	RE	3204766.58		10688.25-	3194078.33	3182101.58-	3182101.58-	3191911.78-	9810.20-	3191911.78-	2166.55	99.93
HALF	TOTALS=		1615975.85		7652.80-	1608323.05	1592330.73-	1592330.73-	1607103.25-	14772.52-	1607103.25-	1219.80	99.92
HALF	TOTALS=		1615975.85		7652.80-	1608323.05	1592330.73-	1592330.73-	1607103.25-	14772.52-	1607103.25-	1219.80	99.92
HALF	TOTALS=		1615710.67		8899.41-	1606811.26	1603934.29-	1603934.29-	1605591.46-	1657.17-	1605591.46-	1219.80	99.92
DEPT	TOTALS=		1615710.67		8899.41-	1606811.26	1603934.29-	1603934.29-	1605591.46-	1657.17-	1605591.46-	1219.80	99.92
RE2014	1	RE	3231686.52		16552.21-	3215134.31	3196265.02-	3196265.02-	3224878.67-	16429.69-	3224878.67-	2439.60	99.92
HALF	TOTALS=		1621662.15		5069.85-	1616592.30	1603081.30-	1603081.30-	1615329.94-	12248.64-	1615329.94-	1262.36	99.92
HALF	TOTALS=		1621662.15		5069.85-	1616592.30	1603081.30-	1603081.30-	1615329.94-	12248.64-	1615329.94-	1262.36	99.92
HALF	TOTALS=		1617319.15		6507.71-	1610811.44	1608274.41-	1608274.41-	1609548.73-	1274.32-	1609548.73-	1262.71	99.92
DEPT	TOTALS=		1617319.15		6507.71-	1610811.44	1608274.41-	1608274.41-	1609548.73-	1274.32-	1609548.73-	1262.71	99.92
RE2015	1	RE	3238981.30		11577.56-	3227403.74	3211355.71-	3211355.71-	3224878.67-	13522.96-	3224878.67-	2525.07	99.92
HALF	TOTALS=		1632536.00		4168.68-	1628367.32	1613916.49-	1613916.49-	1625833.18-	11916.69-	1625833.18-	2534.14	99.84
HALF	TOTALS=		1632536.00		4168.68-	1628367.32	1613916.49-	1613916.49-	1625833.18-	11916.69-	1625833.18-	2534.14	99.84
HALF	TOTALS=		1624504.36		4791.69-	1619712.67	1614677.02-	1614677.02-	1616799.47-	2122.45-	1616799.47-	2913.20	99.82
DEPT	TOTALS=		1624504.36		4791.69-	1619712.67	1614677.02-	1614677.02-	1616799.47-	2122.45-	1616799.47-	2913.20	99.82
RE2016	1	RE	3257040.36		8960.37-	3248079.99	3228593.51-	3228593.51-	3242632.65-	14039.14-	3242632.65-	5447.34	99.83
HALF	TOTALS=		1639263.91		5423.52-	1633840.39	1615009.67-	1615009.67-	1630236.11-	15226.44-	1630236.11-	3604.28	99.78
HALF	TOTALS=		1639263.91		5423.52-	1633840.39	1615009.67-	1615009.67-	1630236.11-	15226.44-	1630236.11-	3604.28	99.78
HALF	TOTALS=		1630250.23		6474.81-	1623775.42	1617625.23-	1617625.23-	1620159.40-	2534.17-	1620159.40-	3616.02	99.78
DEPT	TOTALS=		1630250.23		6474.81-	1623775.42	1617625.23-	1617625.23-	1620159.40-	2534.17-	1620159.40-	3616.02	99.78
RE2017	1	RE	3269514.14		11898.33-	3257615.81	3232634.90-	3232634.90-	3250395.51-	17760.61-	3250395.51-	7220.30	99.78
HALF	TOTALS=		1643831.43		3568.07-	1640263.36	1618265.35-	1618265.35-	1631038.52-	12773.17-	1631038.52-	9224.84	99.44
HALF	TOTALS=		1643831.43		3568.07-	1640263.36	1618265.35-	1618265.35-	1631038.52-	12773.17-	1631038.52-	9224.84	99.44
HALF	TOTALS=		1643267.95		5245.54-	1638022.41	1624175.95-	1624175.95-	1626028.25-	1852.30-	1626028.25-	11994.16	99.27
DEPT	TOTALS=		1643267.95		5245.54-	1638022.41	1624175.95-	1624175.95-	1626028.25-	1852.30-	1626028.25-	11994.16	99.27
DEPT	TOTALS=		3287099.38		8813.61-	3278285.77	3242441.30-	3242441.30-	3257066.77-	14625.47-	3257066.77-	21219.00	99.35

2/05/2020
15:19:46

-TREASURER TAX COLLECTION RATE SCHEDULE REPORT-

DEPT H CLS	TAXES	PPTRA	ABATEMENTS	NET TAX	THRU 1/31/2020 PAYMENTS	OTHER ADJS	NET PAYMENTS	NET A/R	% COLLECTED
RE2018 1 RE	1752770.83		4437.76-	1748333.07	1716256.89-	9704.99-	1725961.88-	22371.19	98.72
HALF TOTALS=	1752770.83		4437.76-	1748333.07	1716256.89-	9704.99-	1725961.88-	22371.19	98.72
2 R2	1746313.47		6107.60-	1740205.87	1710531.06-	2782.60-	1713313.66-	26892.21	98.45
HALF TOTALS=	1746313.47		6107.60-	1740205.87	1710531.06-	2782.60-	1713313.66-	26892.21	98.45
DEPT TOTALS=	3499084.30		10545.36-	3488538.94	3426787.95-	12487.59-	3439275.54-	49263.40	98.59
RE2019 1 RE	1753877.53		2033.52-	1751844.01	1697146.58-	11977.79-	1709124.37-	42719.64	97.56
HALF TOTALS=	1753877.53		2033.52-	1751844.01	1697146.58-	11977.79-	1709124.37-	42719.64	97.56
2 R2	1748764.37		3020.00-	1745744.37	1671767.27-	2635.91-	1674403.18-	71341.19	95.91
HALF TOTALS=	1748764.37		3020.00-	1745744.37	1671767.27-	2635.91-	1674403.18-	71341.19	95.91
DEPT TOTALS=	3502641.90		5053.52-	3497588.38	3368913.85-	14613.70-	3383527.55-	114060.83	96.74
RE TOTALS =	29670600.75		87792.97-	29582807.78	29218237.52-	157707.09-	29375944.61-	2068663.17	99.30
COMP TOTALS=	29670600.75		87792.97-	29582807.78	29218237.52-	157707.09-	29375944.61-	2068663.17	99.30

-TREASURER TAX COLLECTION RATE SCHEDULE REPORT-
THRU 1/31/2020

DEPT	H	CLS	TAXES	PPTRA	ABATEMENTS	NET TAX	PAYMENTS	OTHER ADJS	NET PAYMENTS	NET A/R	%COLLECTED
PP2014	1	MT	2357.46	151.69-	18.45-	2357.46	2.52-		2.52-	2357.46	.50
	1	PP	675.96			505.82				503.30	
	1	VL	50.00			50.00				50.00	
HALF TOTALS=			3083.42	151.69-	18.45-	2913.28	2.52-		2.52-	2910.76	.09
	2	P2	675.91	151.67-	18.45-	505.79				505.79	
	2	T2	2357.46			2357.46				2357.46	
HALF TOTALS=			3033.37	151.67-	18.45-	2863.25				2863.25	
DEPT TOTALS=			6116.79	303.36-	36.90-	5776.53	2.52-		2.52-	5774.01	.04
PP2015	1	MH	12079.83	252.70-		11827.13	11413.99-	163.10-	11577.09-	250.04	97.89
	1	MR	41822.20	3169.09-		38653.11	38575.25-	77.86-	38653.11-	264.10	100.00
	1	MT	152155.17	4416.08-		147739.09	138668.26-		138668.26-	9070.83	93.86
	1	PP	1471338.46	44709.59-		894840.56	869219.08-	3819.13-	873038.21-	21802.35	97.56
	1	VL	237615.00	7490.00-		230125.00	225592.95-	512.05-	226105.00-	4020.00	98.25
	1	XX	736.74	320.77-		415.97	415.97-		415.97-	415.97	100.00
HALF TOTALS=			1915747.40	60358.23-		1323600.86	1283885.50-	4572.14-	1288457.64-	35143.22	97.34
	2	H2	12053.20	252.70-		11800.50	11477.48-	58.92-	11536.40-	264.10	97.76
	2	P2	1452571.92	40949.88-		884167.99	859482.51-	1641.03-	861123.54-	23044.45	97.39
	2	R2	41292.52	2703.48-		38589.04	38585.02-	4.02-	38589.04-	100.00	100.00
	2	T2	143082.42	4416.08-		138666.34	129595.51-		129595.51-	9070.83	93.46
	2	X2	736.73	320.76-		415.97	415.97-		415.97-	415.97	100.00
HALF TOTALS=			1649736.79	48642.90-		1073639.84	1039556.49-	1703.97-	1041260.46-	32379.38	96.98
DEPT TOTALS=			3565484.19	109001.13-		2397240.70	2323441.99-	6276.11-	2329718.10-	67522.60	97.18
PP2016	1	MH	12253.88	122.36-		12131.48	11645.92-	214.24-	11860.16-	271.32	97.76
	1	MR	38011.04	937.15-		37073.93	36897.23-	175.74-	37072.97-	8733.51	100.00
	1	MT	162468.35	1373.88-		161094.47	151149.88-	1211.08-	152360.96-	94.58	94.58
	1	PP	1540793.19	39434.24-		974156.84	944240.46-	9060.74-	953301.20-	20855.64	97.86
	1	VL	234810.00	5315.00-		229495.00	225227.52-	1091.72-	226319.24-	3175.76	98.62
	1	XX	458.85			458.85	458.85-		458.85-	458.85	100.00
HALF TOTALS=			1988795.31	47182.63-		1414410.57	1369619.86-	11753.52-	1381373.38-	33037.19	97.66
	2	H2	12224.91	122.36-		12102.55	11825.81-	5.79-	11820.02-	282.53	97.67
	2	P2	1525868.82	39299.20-		963938.56	940664.76-	1338.78-	942003.54-	21935.02	97.72
	2	R2	38010.77	937.14-		37073.63	37056.24-	16.43-	37072.67-	8800.11	100.00
	2	T2	158029.62	1373.88-		156655.74	147855.63-		147855.63-	94.38	94.38
	2	VL	175.00			175.00	175.00-		175.00-	175.00	100.00
	2	X2	458.85			458.85	458.85-		458.85-	458.85	100.00
HALF TOTALS=			1734767.97	41732.58-		1170404.33	1138036.29-	1349.42-	1139385.71-	31018.62	97.35
DEPT TOTALS=			3723563.28	88915.21-		2584814.90	2507656.15-	13102.94-	2520759.09-	64055.81	97.52
PP2017	1	MH	12872.18	252.70-		12619.48	12051.86-	245.29-	12297.15-	322.33	97.45
	1	MR	42441.11	77.78-		42363.33	42363.33-	156.89-	42363.33-	100.00	100.00
	1	MT	171927.14	116.55-		171810.59	163542.42-	209.17-	163751.59-	8059.00	95.31
	1	PP	1610613.14	40543.52-		1040596.20	1011362.91-	8187.24-	1019550.15-	21046.05	97.98
	1	VL	241840.00	6385.00-		235455.00	230623.48-	936.52-	231560.00-	3895.00	98.35
	1	XX	458.85			458.85	458.85-		458.85-	458.85	100.00
HALF TOTALS=			2080152.42	47375.55-		1503303.45	1460245.96-	9735.11-	1469981.07-	33322.38	97.78

2/05/2020
15:27:09
DEPT H CLS

-TREASURER TAX COLLECTION RATE SCHEDULE REPORT-
THRU 1/31/2020

	TAXES	PPTRA	ABATEMENTS	NET TAX	PAYMENTS	OTHER ADJS	NET PAYMENTS	NET A/R	%COLLECTED
PP2017 2 H2	12726.96		121.60-	12605.36	12056.50-	199.51-	12256.01-	349.35	97.23
2 P2	1595034.45	527086.46-	33030.96-	1034917.03	1009509.00-	454.54-	1009963.54-	24953.49	97.59
2 R2	42408.50		45.44-	42363.06	42312.90-	9.60-	42322.50-	40.56	99.90
2 T2	163971.52		116.55-	163854.97	157509.58-		157509.58-	6345.39	96.13
2 X2	458.85			458.85	458.85-		458.85-		100.00
HALF TOTALS=	1814600.28	527086.46-	33314.55-	1254199.27	1221846.83-	663.65-	1222510.48-	31688.79	97.47
DEPT TOTALS=	3894752.70	1056559.88-	80690.10-	2757502.72	2682092.79-	10398.76-	2692491.55-	65011.17	97.64
PP2018 1 MH	11571.39		76.04-	11495.35	11030.60-	139.12-	11169.72-	325.63	97.17
1 MR	44487.95		3383.41-	41104.54	40785.05-	77.94-	40862.99-	241.55	99.41
1 MT	167647.65		6025.61-	161622.04	154328.03-	63.01-	153323.90-	7231.00	95.53
1 PP	1625283.19	524691.90-	44857.69-	1055733.60	1025947.74-	7292.06-	1033239.80-	22493.80	97.87
1 VL	248545.00		8090.00-	240455.00	233301.17-	831.66-	234132.83-	6322.17	97.37
1 XX	894.60		383.25-	511.35	511.35-		511.35-		100.00
HALF TOTALS=	2098429.78	524691.90-	62816.00-	1510921.88	1465903.94-	8403.79-	1474307.73-	36614.15	97.58
2 H2	11558.64		76.04-	11482.60	11057.85-	20.80-	11078.65-	403.95	96.48
2 P2	1620085.14	523033.42-	44818.59-	1052233.13	1020005.78-	1468.06-	1021473.84-	30759.29	97.08
2 R2	44274.05		3383.41-	40890.64	40329.00-		40329.00-	561.64	98.63
2 T2	167475.30		6025.61-	161449.69	145901.24-		145901.24-	15548.45	90.37
2 X2	894.60		383.25-	511.35	511.35-		511.35-		100.00
HALF TOTALS=	1844287.73	523033.42-	54686.90-	1266567.41	1217805.22-	1488.86-	1219294.08-	47273.33	96.27
DEPT TOTALS=	3942717.51	1047725.32-	117502.90-	2777489.29	2683709.16-	9892.65-	2693601.81-	83887.48	96.98
PP2019 1 MH	11700.64		47.35-	11653.29	10718.46-	104.75-	10823.21-	830.08	92.88
1 MR	46804.23		1129.45-	45674.78	42905.00-	26.49-	42931.49-	2743.29	93.99
1 MT	168781.04		4804.70-	163976.34	151160.31-	50.01-	151210.32-	12766.02	92.21
1 PP	1802134.22	527804.67-	93114.74-	1181214.81	1101123.06-	7068.73-	1108191.79-	73023.02	93.82
1 VL	251280.00		9515.00-	241765.00	221051.05-	763.28-	221814.33-	19950.67	91.75
1 XX	511.35		128.10-	383.25	383.25-		383.25-		100.00
HALF TOTALS=	2281211.48	527804.67-	108739.34-	1644667.47	1527341.13-	8013.26-	1535354.39-	109313.08	93.35
2 H2	11687.90		47.35-	11640.55	10134.06-	11.10-	10145.16-	1495.39	87.15
2 P2	1789666.93	524081.74-	93375.30-	1172209.89	1018719.42-	1229.54-	1019948.96-	152260.93	87.01
2 R2	44973.25		101.48-	44871.77	41932.83-		41932.83-	2938.94	93.45
2 T2	166085.20		4804.68-	161280.52	145824.72-		145824.72-	15455.80	90.42
2 X2	511.35		128.10-	383.25	383.25-		383.25-		100.00
HALF TOTALS=	2012924.63	524081.74-	98456.91-	1390385.98	1216994.28-	1240.64-	1218234.92-	172151.06	87.62
DEPT TOTALS=	4294136.11	1051886.41-	207196.25-	3035053.45	2744335.41-	9253.90-	2753589.31-	281464.14	90.73
PP TOTALS =	19426770.58	5265550.50-	603342.49-	13557877.59	12941238.02-	48924.36-	12990162.38-	567715.21	95.81
COMP TOTALS=	19426770.58	5265550.50-	603342.49-	13557877.59	12941238.02-	48924.36-	12990162.38-	567715.21	95.81